


Station of RG-AirMetro Series Wireless Bridges for PTMP

DATASHEET



Highlights

- High Performance with Cost-Effectiveness
- One-Touch Pairing
- Easy Site Survey Tool
- Alignment Tool
- Spectrum Scan and Link Optimization
- All in One Cloud Management

Highlight Features



RG-AirMetro Series Wireless Bridges

After pairing, the bridges support:

10 km

Up to 10 km
Wireless Transmission

32 PTMP

Up to 32 PTMP
Links



Easy Site Survey
Tool



All-in-One Cloud
Management

RG-AirMetro550G-B

200 mm

RG-ANT16S-120

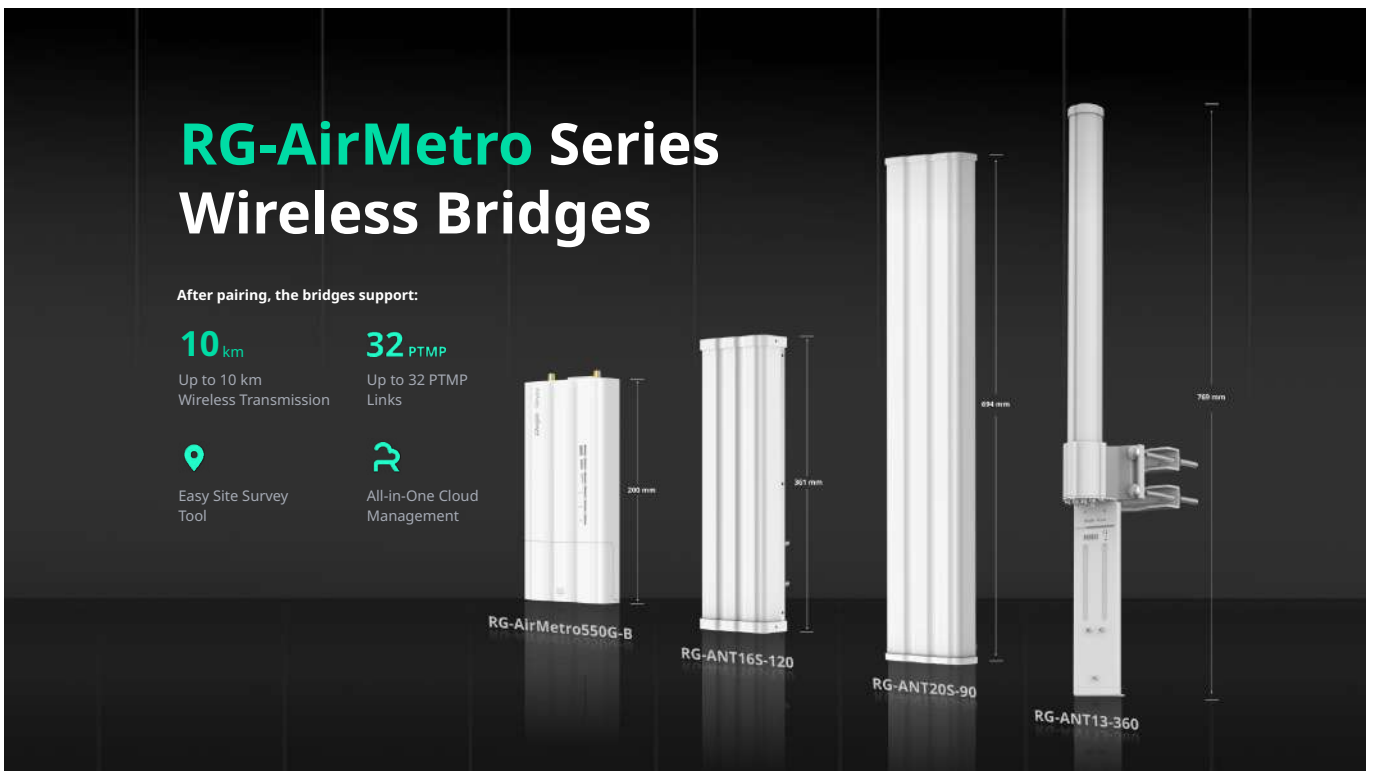
301 mm

RG-ANT20S-90

634 mm

RG-ANT13-360

769 mm



/ Highlight Features

A Perfect Match for Different Devices and Scenarios



SMA
Connectors

Fast Pairing


One-Touch Pairing All in 30 sec



Highlight Features


Antennas

Triple Devices, Beyond Triple Choices




RG-ANT20S-90

5 GHz, 20 dBi
H: 90°, V: 7°
10 km



RG-ANT16S-120

5 GHz, 16 dBi
H: 120°, V: 10°
5 km



RG-ANT13-360

5 GHz, 13 dBi
H: 360°, V: 7°
2 km

Still Stable

Fearless of Harsh Environment

IP55

IP55
Weatherproof



220.32 km/h
(137 mph)
Wind Survivability

6kV

6 kV
Surge Protection

24kV


24 kV
Contact/ Air
ESD



Highlight Features


PTMP

Up to 32 PTMP Links



WISP

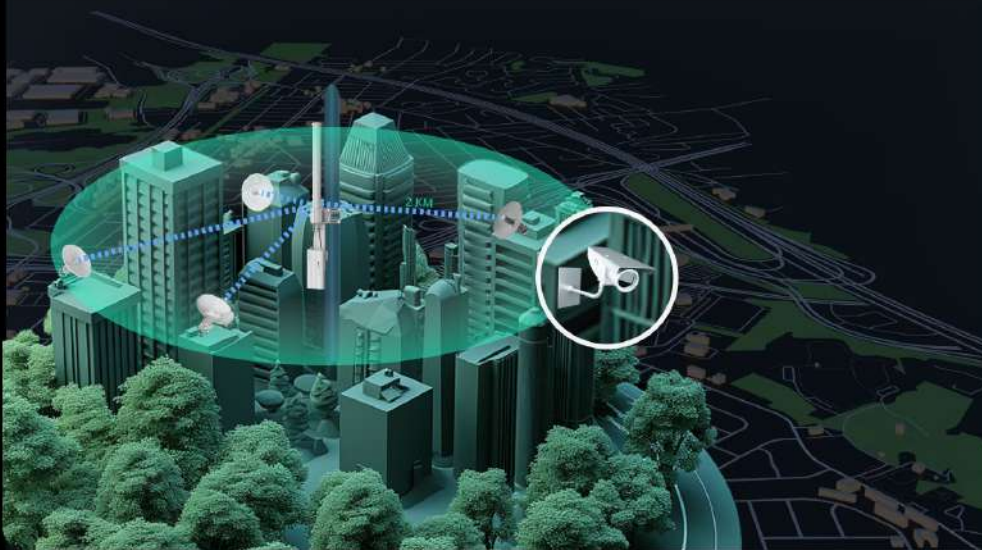
Extensive Transmission Without Fiber Connections



Highlight Features

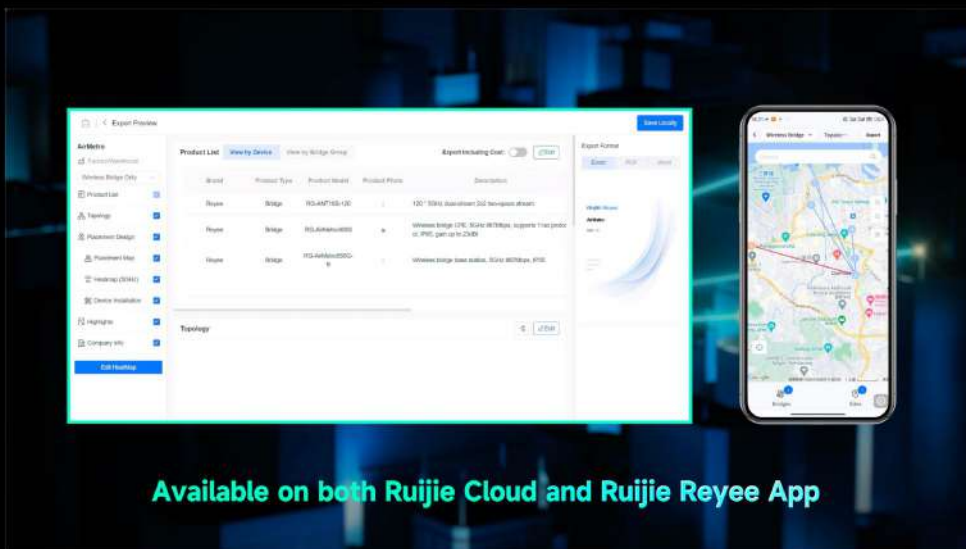
CCTV

Affordable Excellence and Smooth Surveillance



AI Heatmap for Bridge

Your Real Outdoor Adventure Companion



Available on both Ruijie Cloud and Ruijie Reyee App

Highlight Features

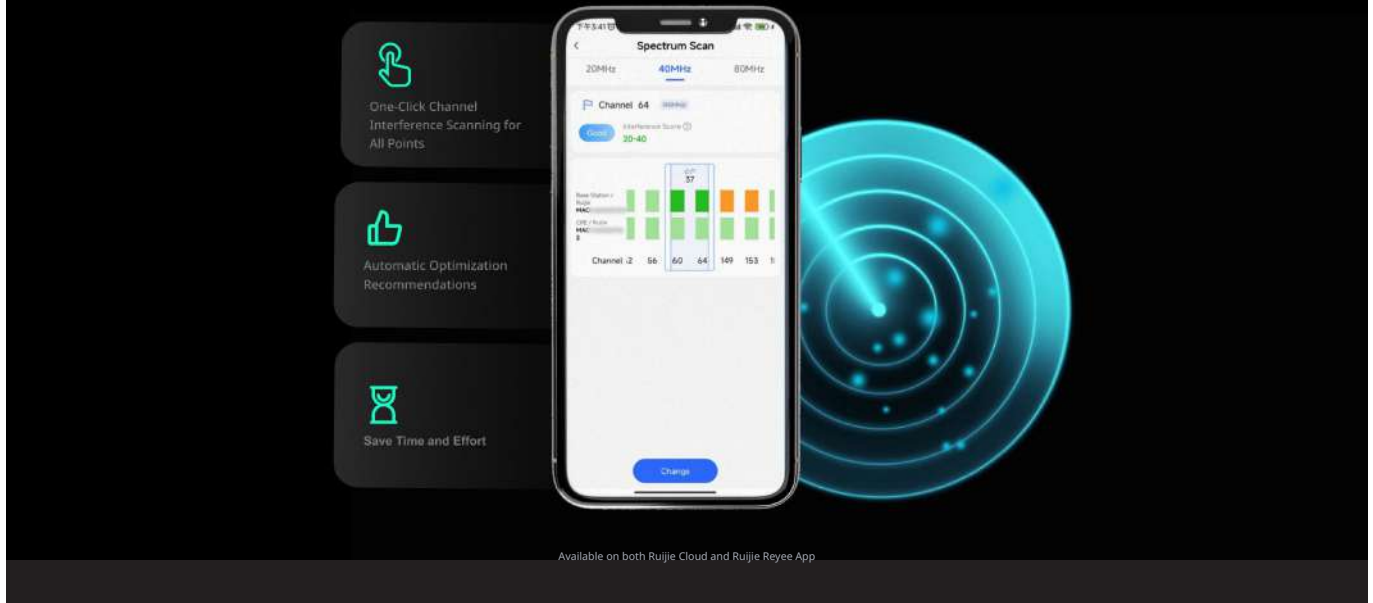
Alignment Tool

Your Big-Voice, Time-Saver Guide



Spectrum Scan and Link Optimization

Thumbs-Up Guide



Highlight Features

Cloud: Make Your Business Easy

- Quick Setup
- All-in-one Cloud
- Monitoring based on Real, Complete Topology
- Identifying Issues by Auto-Alarm



Specifications

Base Station		Antenna		
Specification	RG-AirMetro550G-B	RG-ANT13-360	RG-ANT16S-120	RG-ANT20S-90
Basic				
Working Distance	2/5/10 km (when mounted on a 360°, 120°, or 90° antenna)	2 km	5 km	10 km
Gain	13/16/20 dBi (2/5/10 km)	13 dBi	16 dBi	20 dBi
Angle	360°/120°/90°	H: 360°, V: 7°	H: 120°, V: 10°	H: 90°, V: 7°
Capacity	5 GHz, 867 Mbps	5 GHz	5 GHz	5 GHz
HPOL Beamwidth	/	360°	118° (6 dBi)	90° (6 dBi)
VPOL Beamwidth	/	360°	120° (6 dBi)	90° (6 dBi)
Elevation Beamwidth	/	7° (3 dB)	10° (6dBi)	7° (6dBi)
IP Rating	IP55	IP55	IP55	IP55
Frequency Range*	2.4 GHz: 802.11 b/g/n: 2.4000 GHz to 2.483 GHz 5 GHz: 802.11a/n/ac: 5.150 GHz to 5.350 GHz, 5.470 GHz to 5.725 GHz, 5.725 GHz to 5.850 GHz (Note: Country-specific restrictions apply.) European Union & United Kingdom: 2400-2483.5 MHz, EIRP ≤ 20 dBm 5470-5725 MHz, EIRP ≤ 30 dBm Myanmar: 2400-2483.5 MHz, EIRP ≤ 23 dBm 5725-5825 MHz, EIRP ≤ 30 dBm Thailand: 2.4 GHz to 2.4835 GHz: 20 dBm 5.725 GHz to 5.825 GHz: 30 dBm Indonesia: 2400-2483.5 MHz, EIRP ≤ 27 dBm 5725-5825 MHz, EIRP ≤ 23 dBm Egypt: 2400-2483.5 MHz, EIRP ≤ 20 dBm 5150-5350 MHz, EIRP ≤ 23 dBm	802.11a/n/ac: 5.150 to 5.350 GHz, 5.470 to 5.725 GHz , 5.725 to 5.850 GHz		
Note: The allowable frequencies and bands may vary depending on country-specific regulations.				

Specifications

Software Features

Specification	RG-AirMetro550G-B	RG-ANT13-360	RG-ANT16S-120	RG-ANT20S-90
Management Radio	2.412GHz-2.472GHz			
Number of PtMP CPE	1 to 32			
Port	2 x 10/100/1000 Mbps Ports			
Operating Temperature*	-40°C to +80°C (-40°F to +176°F)			
Note: When a power adapter is used, the maximum operating temperature for both the device and the power adapter is 60°C (140°F).				
Electrostatic Protection	±24 kV Contact/Air			
Surge Protection	6 kV			
Power	24 V Passive PoE 12 V DC Input			
LED	3 x Signal Strength LED 2 x LAN LED 1 x System LED			
Dimensions	200 × 98.5 × 29 mm (7.9 × 3.9 × 1.1 in.)	769 × 120 × 81.6 mm (30.3 × 4.7 × 3.2 in.)	361 × 110 × 48.5 mm (14.2 × 4.3 × 1.9 in.)	694 × 140 × 49 mm (27.3 × 5.5 × 1.9 in.)
Operation Mode	Base Station/CPE			
Channel Width	20/40/80Mhz			
Default Login IP	10.44.77.254			
Default Login Password	admin			
TDMA	Fixed Mode/Flexible Mode			
WLAN SECURITY	WPA2-PSK			
Manage SSID	@Ruijie-bxxxx			
SSID Hidden	✓			
Spectrum Scan	✓			
Antenna Alignment	✓			

Specifications

Software Features

Specification	RG-AirMetro550G-B	RG-ANT13-360	RG-ANT16S-120	RG-ANT20S-90
One-Touch Pairing	✓			
WMM	✓			
Storm Control	✓			
VLAN Packet Transmit	✓			
DHCP Server	✓			
Network Diagnoses	Ping/TraceRoute/Dns			
TIME&Date Setting	✓			
Firmware Upgrade	✓			
Backup/Restore Configuration	✓			
Manage By Cloud	✓			
Power Configuration	✓			
Country or region code configuration	✓			
Language Setting	Chinese/English			
Remote Restart	✓			

Hardware Features

ARQ	✓			
Nominal Receive Sensitivity @20 MHz Channel	MCS0=-95dBm TO MCS7=-77dBm			
Nominal Receive Sensitivity @40 MHz Channel	MCS0=-91dBm TO MCS7=-73dBm			
Nominal Receive Sensitivity @80 MHz Channel	MCS0=-89dBm TO MCS9=-64dBm			
Modulation Levels (Adaptive)	MCS0(BPSK)to MCS9 (256QAM5/6)			
Transmit Power Range	0 to +26 dBm (1 dB interval)			
Hardware Button	1 x Reset/WPS button			

Specifications

Hardware Features

Specification	RG-AirMetro550G-B	RG-ANT13-360	RG-ANT16S-120	RG-ANT20S-90
Power Supply	24 V Passive PoE input (shipped with a 24 V PoE adapter) 12 V 1 A DC adapter for DC power input			
Power Consumption	< 12 W			
Environment*	Operating temperature: -40°C to +80°C (-40°F to +176°F) (excluding the power adapter)			
	Storage temperature: -40°C to +85°C (-40°F to +185°F)			
	Operating humidity: 5% to 95% RH (non-condensing)			
	Storage humidity: 5% to 95% RH (non-condensing)			
Note: When a power adapter is used, the maximum operating temperature for both the device and the power adapter is 60°C (140°F).				
MTBF	> 400,000 hours			

Package Contents

Package Contents	RG-AirMetro550G-B	RG-ANT13-360	RG-ANT16S-120	RG-ANT20S-90
Wireless Bridge/Antenna	1	1	1	1
PoE Injector, 24 V, 0.5 A	1	0	0	0
Power Cord	1	0	0	0
User Manual	1	1	1	1
Warranty Card	1	0	0	0

Ruijie | Rcycc

 **R**edefine your **e**asy **n**etwork

Copyright ©2000-2024 Ruijie Networks Co., Ltd. All rights reserved.

No part of this document may be reproduced or transmitted in any form or any means without prior written consent of Ruijie Networks Co., Ltd.

Notice

This content is applicable only to regions outside the China mainland. Ruijie Networks Co., Ltd. reserves the right to interpret this content.

The information contained herein is subject to change without notice. Nothing herein should be construed as constituting an additional warranty. Ruijie Networks Co., Ltd. shall not be liable for technical or editorial errors or omissions contained herein.



Ruijie Networks Co., Ltd.
Website: <https://www.ruijienetworks.com>